

## Setup

---

### WinCT-Counting (Windows Communication Tools for Counting scale)

---

This software, “Windows Communication Tools for Counting Scale” (hereinafter called “WinCT-Counting”), is a setting tool that assists the use of counting scales manufactured by A&D.

Below are instructions for installation and use of WinCT-Counting.

---

## 1. System Requirements

---

### 1-1) PC

OS: Microsoft Windows 11 / Windows 10

### 1-2) Counting scales

WinCT-Counting can be used with the following A&D counting scales equipped with the UFC function (see table below).

As of October 2022

	Model
Counting scales	GC series
	FC-i/FC-Si series
	HC-i series

### 1-3) Cable

Please refer to the manual of the intended model.

## Note

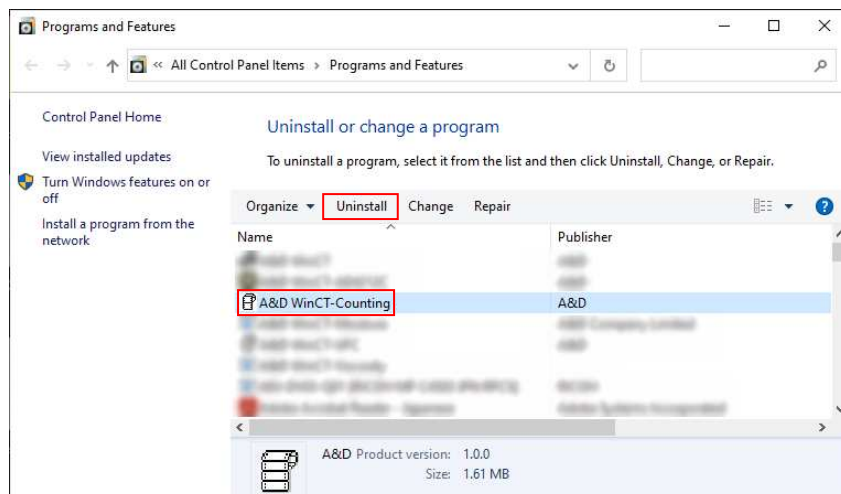
- Back up important data in the PC before installing WinCT-Counting.

---

## 2. Installation Instructions

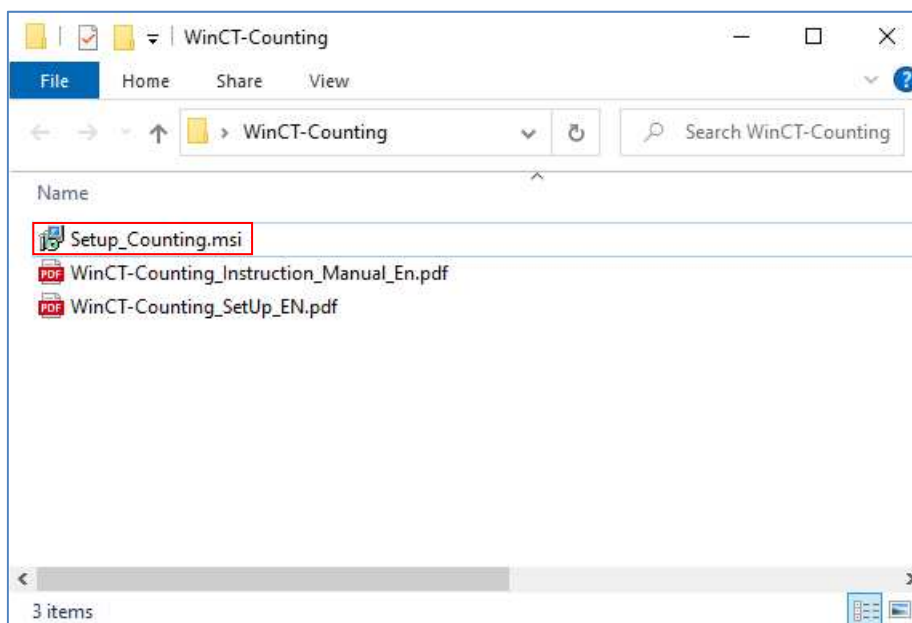
---

Step 1 If a previous version of WinCT-Counting is installed on the PC uninstall it.

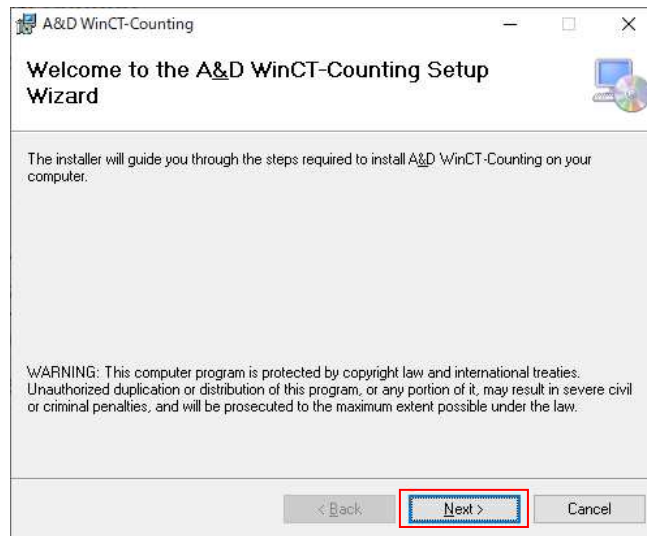


Step 2 Close all open applications in Windows.

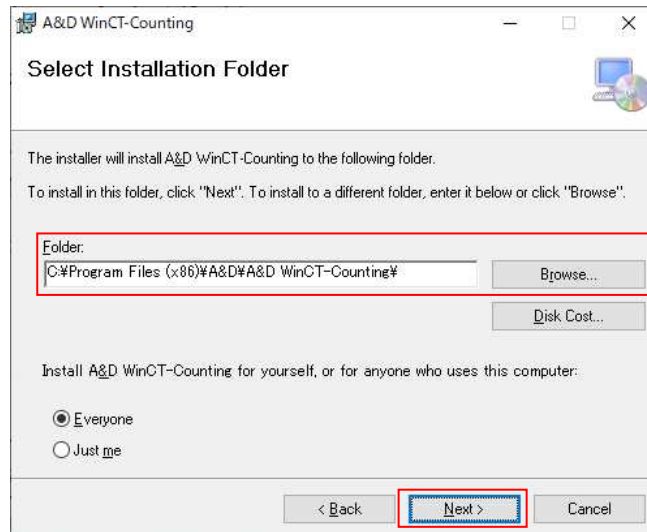
Step 3 Install WinCT-Counting.  
Run Setup\_Counting.msi.



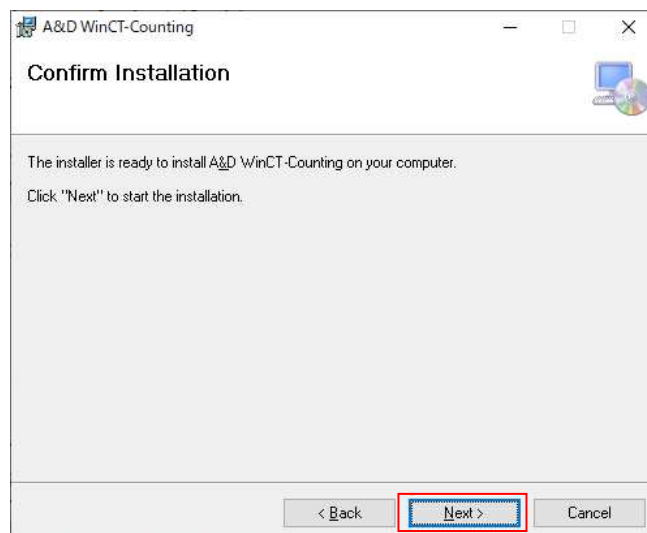
Step 4 The setup wizard is displayed. Please click [Next].



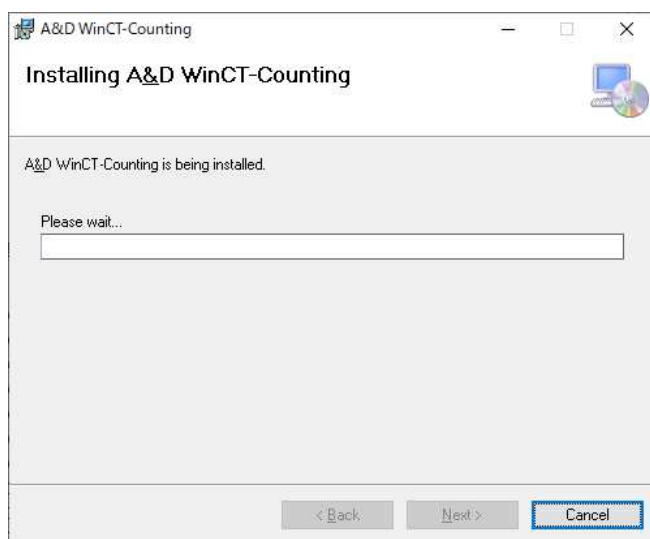
Step 5 Select the installation folder, and click [Next].



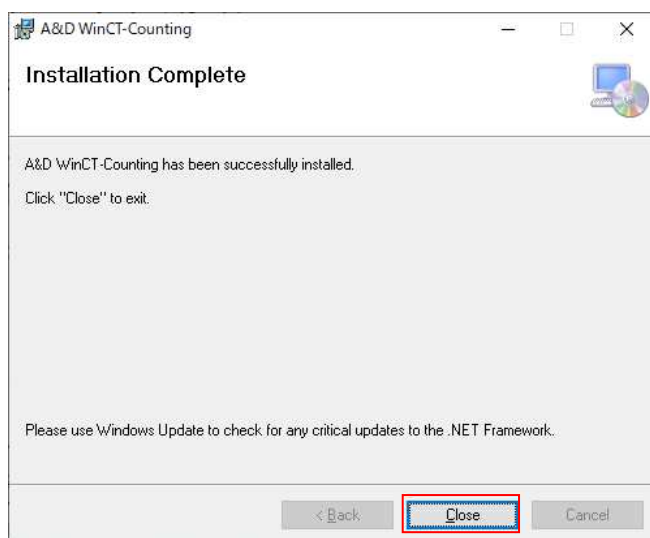
Step 6 Click [Next].



Step 7 Installation will start. Please wait for a while to complete.



Step 8 When installation is complete, click [Close] to finish.



---

---

### 3. Starting WinCT-Counting

---

To begin, click the Start button on the PC.

Then, navigate to All Programs > A&D WinCT-Counting > WinCT-Counting or search for WinCT-Counting application to start WinCT-Counting.

---

---

### 4. License Agreement and Limited Warranty

---

- Copyrights for "WinCT-Counting" are owned by A&D Company, Ltd.
- Reproduction of "WinCT-Counting" without prior written consent from A&D is prohibited.
- "WinCT-Counting" specifications and this manual are subject to change without notice.
- "WinCT-Counting" is intended for the transmission of data from an A&D counting scale to a PC.
- "WinCT-Counting" should only be installed on the hard disk or peripheral storage devices of a PC connected to an A&D counting scale.
- A&D Company, Ltd. bears no liability for direct, indirect, special, or consequential damages resulting from any defect in the "WinCT-Counting" program or this manual, even if advised of the possibility of such damage. Furthermore, A&D assumes no liability for claims of rights from third parties. Concurrently, A&D assumes no liability whatsoever for software or data losses.

© 2022 A&D Company, Ltd. All rights reserved.

No part of this publication may be reproduced, transmitted, transcribed, or translated into any language in any form by any means without the written permission of A&D Company, Ltd.

Microsoft, Excel, and Windows are trademarks or registered trademarks of Microsoft Corporation.

Product names and company names mentioned in this manual are trademarks or registered trademarks of their respective companies in Japan or other countries and regions.

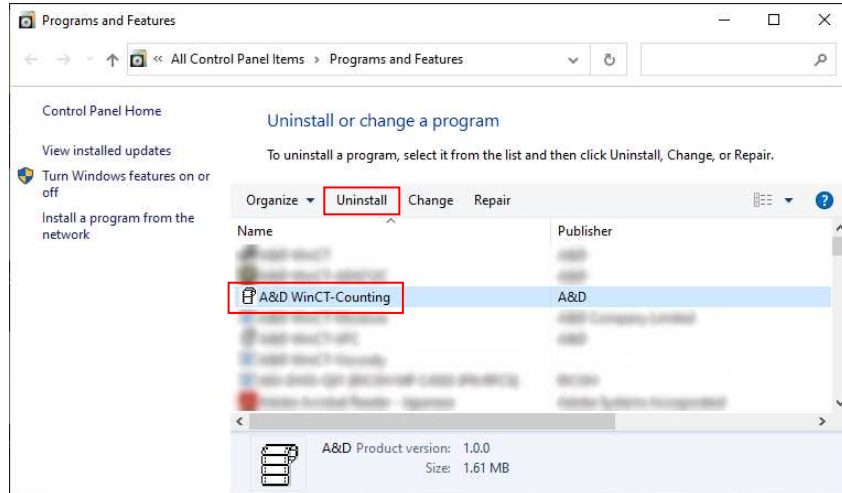
---

---

## 5. Uninstallation Instructions

---

Use the "Add/Remove Programs" icon in the control panel to remove this program from your PC.



10/2022

A&D